

TECHNICAL INFORMATIONS

DOTLUX PRO

6W

PERMANENTE / NÃO PERMANENTE

5000K



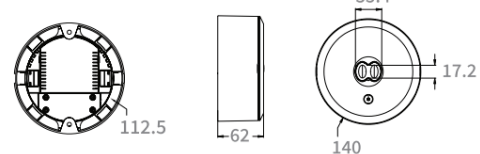
ILEM-00052

REFERENCE

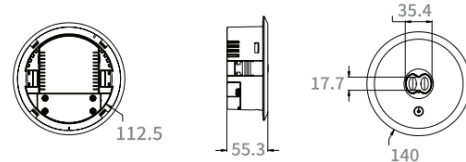
Power (Watts)	6W
Led Type	SAMSUNG 3535
Body Material	PC
Body Colour (RAL)	White (Black optional)
Nominal Lifetime	-
Surface/Recessed	Recessed (surfaced with ILEM-00053)
Lens Material	PC
Intelligent Control	-
Dimming Options	DALI (optional)
Driver Brand	ARONLIGHT
Dimension (A)	Ø140mm x 55,3mm
Cut-Out	Ø115mm-Ø130mm
Packaging Unit	1 pc
Net Weight	0,405 kg
Gross Weight	0,49 kg
Total Luminous Flux	450lm
Luminous Efficacy	75 lm/W
Beam	Circular (Wide option for corridors optional)
Colour Temperature	5000K
Colour Rendering Index	>70
Nominal Wattage	6W
Nominal Voltage	220-240VAC
Operating Frequency	50/60Hz
Operating Temperature	0° ~45°
Starting Time 100% ON	COVER: 850° / LENS: 650°
Functions	Self-test
Protection Class	Class II
IP	IP20 (IP65 with ILEM-00058)
Remote Control	No
Autonomy	3H
Certifications	CE, ROHS
Warranty	5 years

SIZE

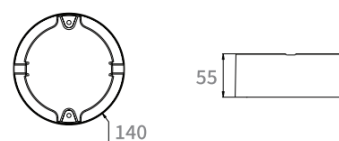
Surface Mounting



Recessed Mounting



Surface Box



ACCESSORIES



Dotlux PRO IP65 Kit
ILEM-00058



Dotlux PRO Surface Kit
ILEM-00053